REAR AXLE HUB BOLT

COMPONENTS

DISK REAR BRAKE TYPE:

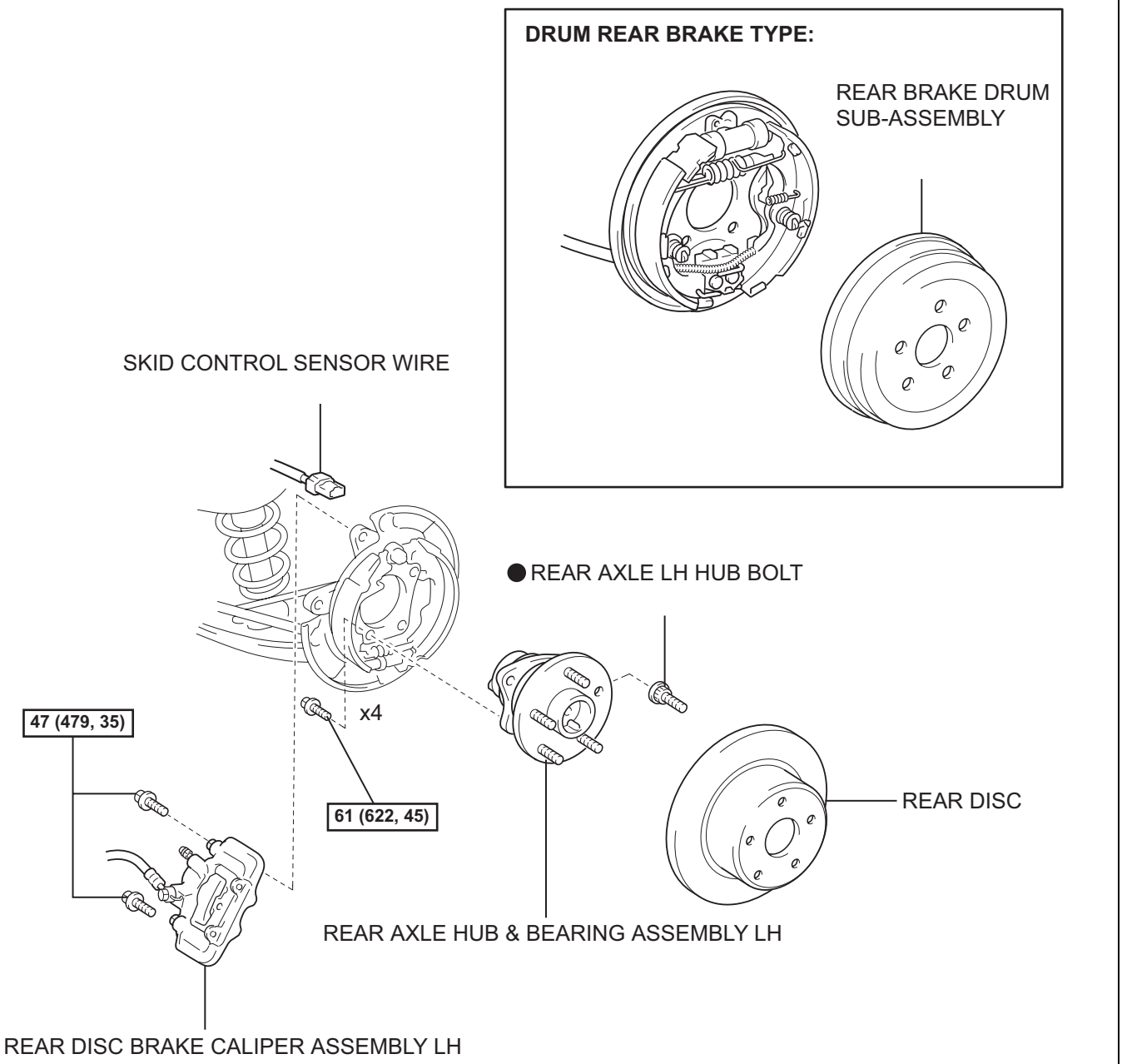

N*m (kgf*cm, ft.*lbf) : Specified torque

● Non-reusable part

P

C119489E03

REMOVAL

1. **REMOVE REAR WHEEL**
2. **SEPARATE REAR DISC BRAKE CALIPER ASSEMBLY LH (DISC REAR BRAKE TYPE) (See page AH-13)**
3. **REMOVE REAR DISC (DISC REAR BRAKE TYPE)**
4. **REMOVE REAR BRAKE DRUM SUB-ASSEMBLY (DRUM REAR BRAKE TYPE)**
5. **REMOVE REAR AXLE LH HUB BOLT**
   (a) Using SST and a hammer handle or an equivalent, remove the LH hub bolt.
   SST 09628-10011

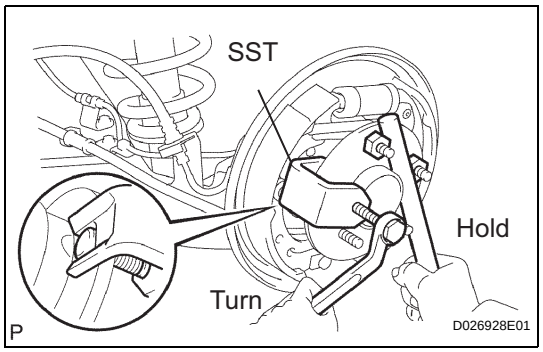

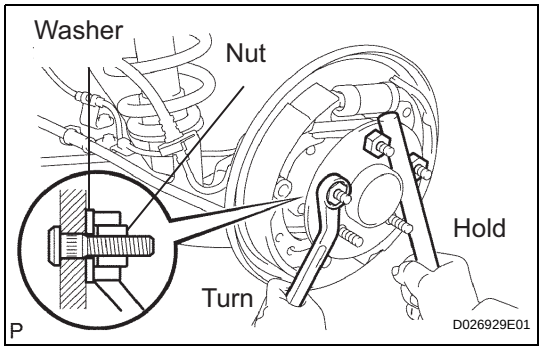

INSTALLATION

1. **INSTALL REAR AXLE LH HUB BOLT**
   (a) Install a washer and nut to a new LH hub bolt as shown in the illustration.
   (b) Using a hammer handle or an equivalent to hold the hub & bearing assembly, install the LH hub bolt by tightening the nut.
2. **INSTALL REAR BRAKE DRUM SUB-ASSEMBLY (for Rear Drum Brake)**
3. **INSTALL REAR DISC (DISC REAR RAKE TYPE) (See page AH-14)**
4. **INSTALL REAR DISC BRAKE CALIPER ASSEMBLY LH (DISC REAR BRAKE TYPE) (See page AH-14)**
5. **INSTALL REAR WHEEL**
   Torque: 103 N*m (1,050 kgf*cm, 76 ft.*lbf)